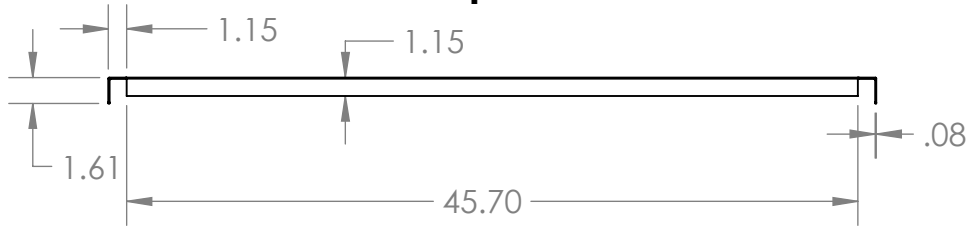


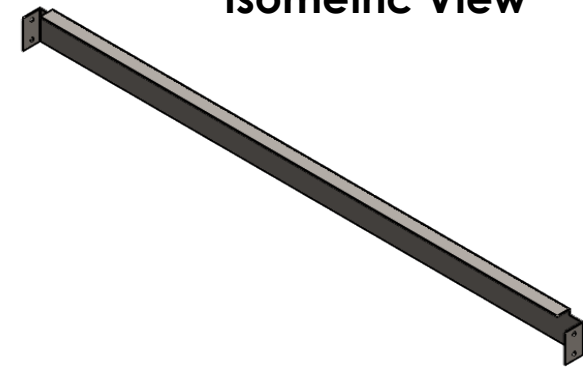
2

1

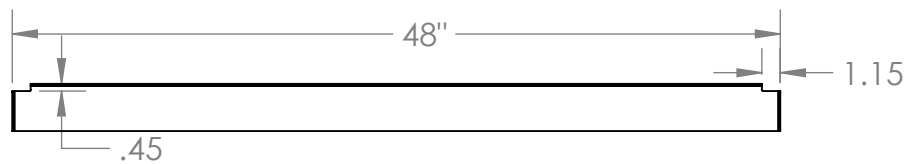
Top View



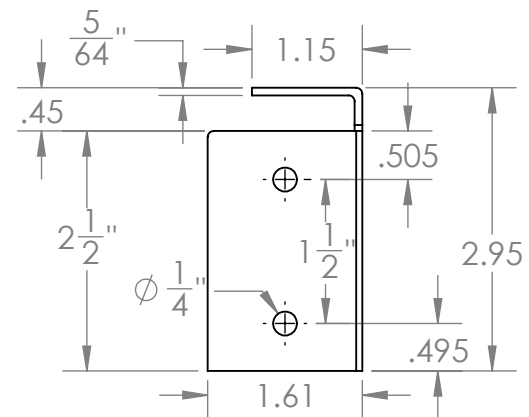
Isometric View



Front View



Side View



Scale 1 : 2

B

B

A

A

PROPRIETARY AND CONFIDENTIAL

THE INFORMATION CONTAINED IN DRAWING IS THE SOLE PROPERTY OF DIXIE SHELVING CONCEPTS. ANY REPRODUCTION IN PART OR AS A WHOLE WITHOUT THE WRITTEN PERMISSION OF DIXIE SHELVING CONCEPTS IS PROHIBITED.

UNLESS OTHERWISE SPECIFIED:
 DIMENSIONS ARE IN INCHES
 TOLERANCES: ± 1/32"
 MATERIAL: 14 GAUGE STEEL - 50 ksi MAX YIELD
 FINISH: POWDER COATED
 PART FOR ASSEMBLY OF:
 WIDESPAN STORAGE SYSTEM
 COMMENTS:
 USED FOR SUPPORT PERPENDICULAR TO
 LONG TWO RIVET BEAMS
 (LENGTH >= 48")
 DO NOT SCALE DRAWING

DRAWN BY: NICK LOUPE (6/15/2018)
 TITLE:
**Widespan:
 Fore & Aft Brace - 48 in.**
 SIZE DWG. NO. REV
A 1
 SCALE: 1:12 WEIGHT: 4.2 LBS. SHEET 1 OF 1



2

1