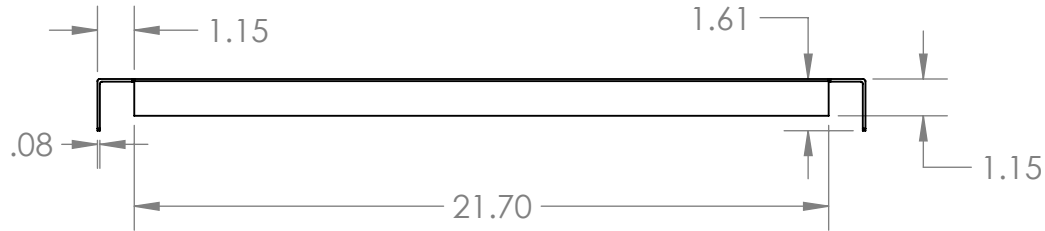


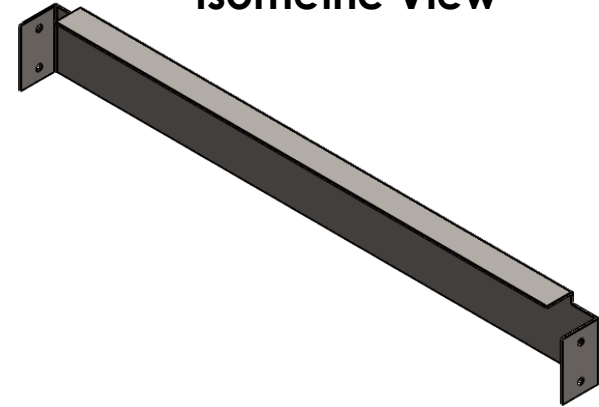
2

1

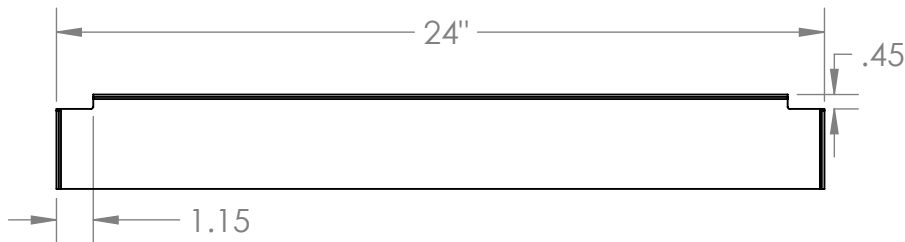
Top View



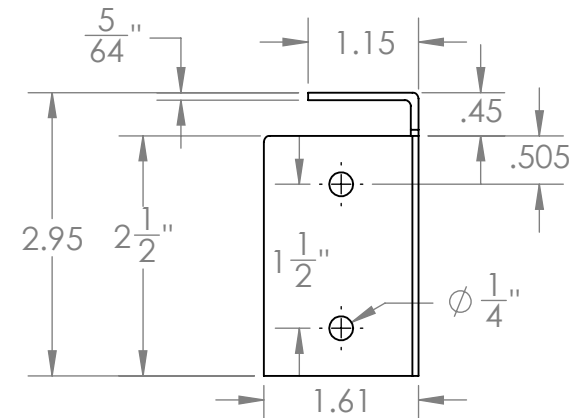
Isometric View



Front View



Side View



SCALE 1 : 2

B

B

A

A

PROPRIETARY AND CONFIDENTIAL

THE INFORMATION CONTAINED IN DRAWING IS THE SOLE PROPERTY OF DIXIE SHELVING CONCEPTS. ANY REPRODUCTION IN PART OR AS A WHOLE WITHOUT THE WRITTEN PERMISSION OF DIXIE SHELVING CONCEPTS IS PROHIBITED.

UNLESS OTHERWISE SPECIFIED:

DIMENSIONS ARE IN INCHES
TOLERANCES: ± 1/32"

MATERIAL: 14 GAUGE STEEL - 50 ksi MAX YIELD

FINISH: POWDER COATED

PART FOR ASSEMBLY OF:
WIDESPAN STORAGE SYSTEM

COMMENTS:
- USED AS A SUPPORT FOR LONG TWO RIVET BEAMS (LENGTH >= 48")

DO NOT SCALE DRAWING

DRAWN BY: NICK LOUPE (6/14/2018)

TITLE:

**Widespan:
Fore & Aft Brace - 24 in.**

SIZE	DWG. NO.	REV
A	1	

SCALE: 1:6	WEIGHT: 2.2 LBS.	SHEET 1 OF 1
------------	------------------	--------------



2

1